

# Install Microsoft Teams & Authenticator

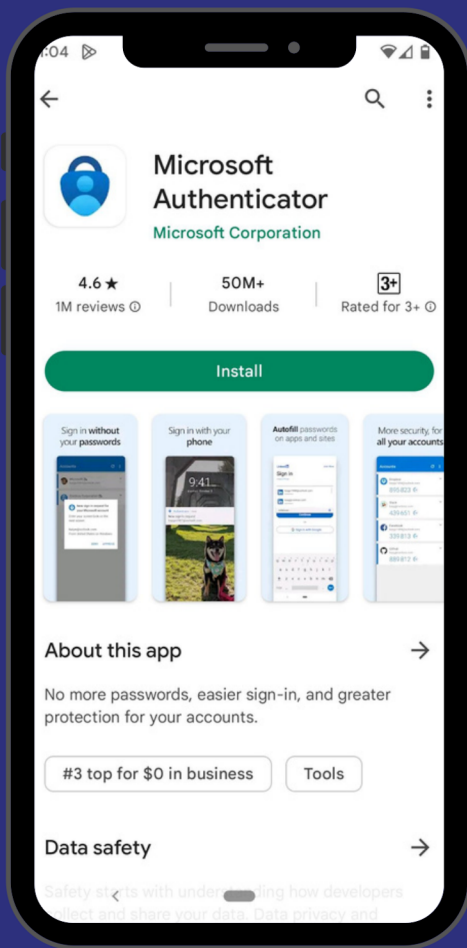
for Android



# Getting Started

Teams and Authenticator both require Android OS 7.0 or later

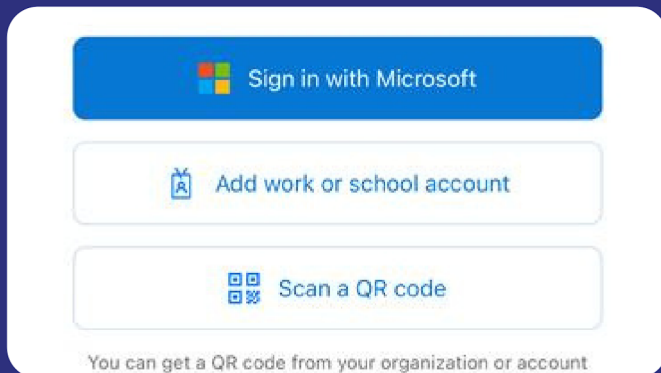
# Authenticator Step 1



Scan the QR code or search the Google Play Store for 'Microsoft Authenticator', **install** and **open** it

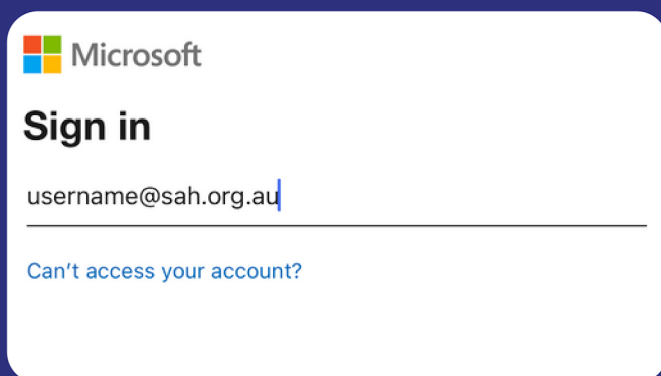
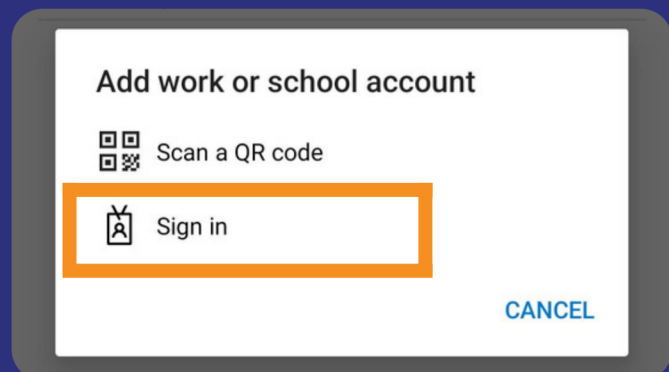
# Authenticator

## Step 2



Sign in by selecting 'Add work or school account'

Select 'Sign In'



Enter your SAH username followed by '@sah.org.au'


(Don't use your SAH email address)

When prompted enter your SAH Password

# Authenticator

## Step 3

### Verify your identity

 Text +XX XXXXXXXX95

Are your verification methods current? Check at <https://aka.ms/mfasetup>

Cancel

Choose to verify your identity **via text**

(You may be prompted to enter your mobile number)

Enter the code texted to you to finish signing in

### Enter code

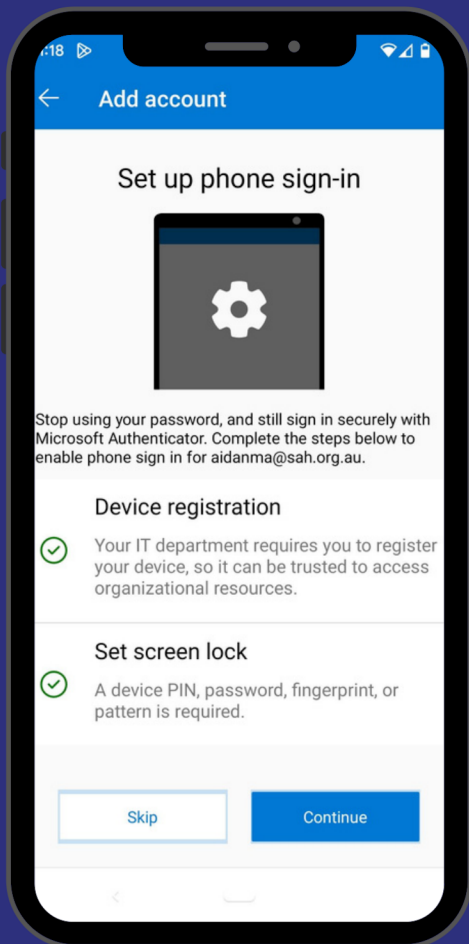
We texted your phone +XX XXXXXXXX95. Please enter the code to sign in.

Code

Verify

# Authenticator

## Step 4



Select continue to set up **2-factor** authentication on your SAH account

(You will need to have a passcode or Face ID lock on your phone to continue)

**Register** your device to continue

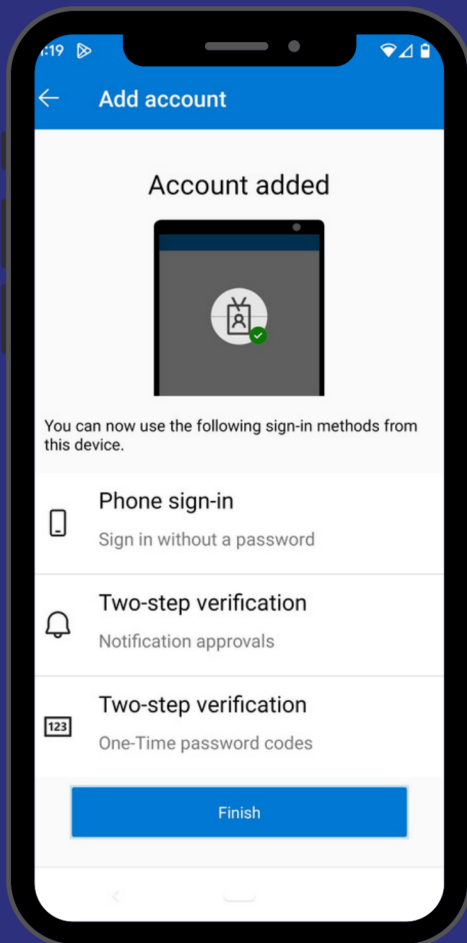
### Help us keep your device secure

Register your device to continue. [More details](#)

Register

# Authenticator

## Step 5



Select **Finish** to complete 2-factor registration

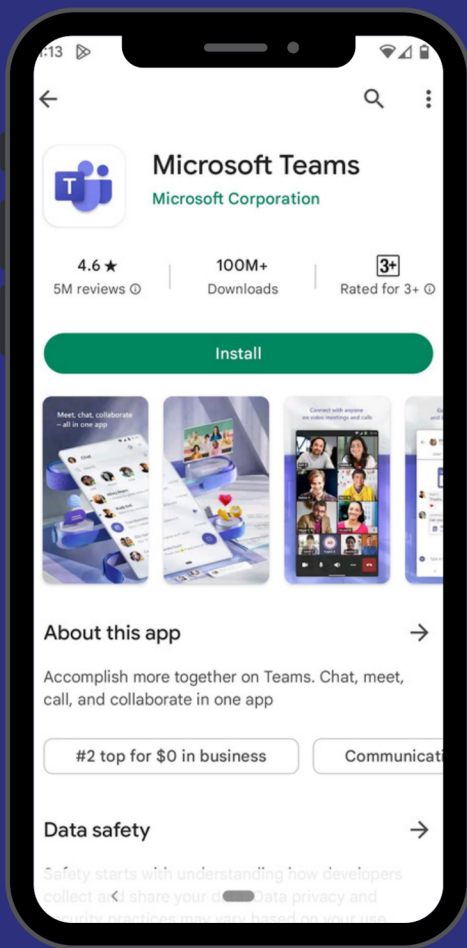
(Ensure you accept notifications if prompted)

# Getting Started

Authenticator must be set up **before** installing Teams for mobile

# Teams

## Step 1



Scan the QR code or search the Google Play Store for 'Microsoft Teams', **install** and **open** it

# Teams

## Step 2

Get started with your work, school, or personal Microsoft account

username@sah.org.au

Sign in

Sign in using your **SAH username** followed by **'@sah.org.au'**

(Or select it from the list if it appears there. Don't use your email address)

## Step 3

Teams will prompt you to install the Microsoft Intune Company Portal App

Tap **'Go to Store'** and **install** the app



**Intune Company Portal**

Microsoft Corporation

2.7 ★

116K reviews ⓘ

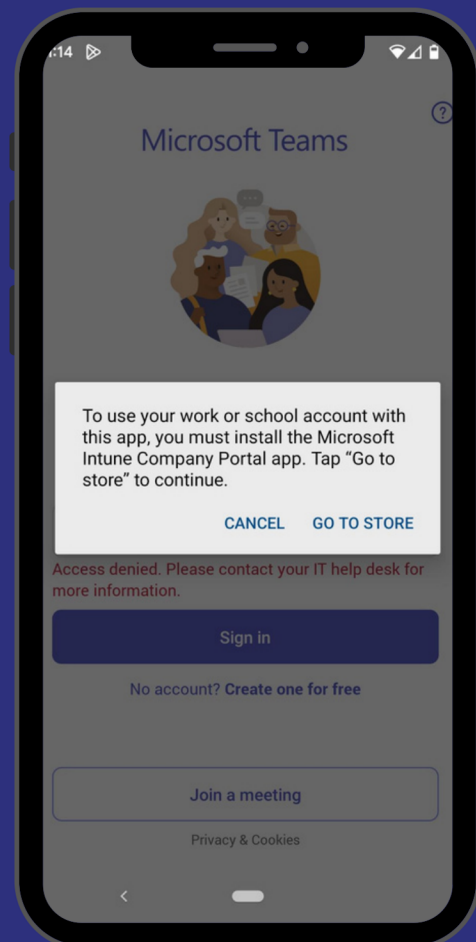
10M+

Downloads

3+

Rated for 3+ ⓘ

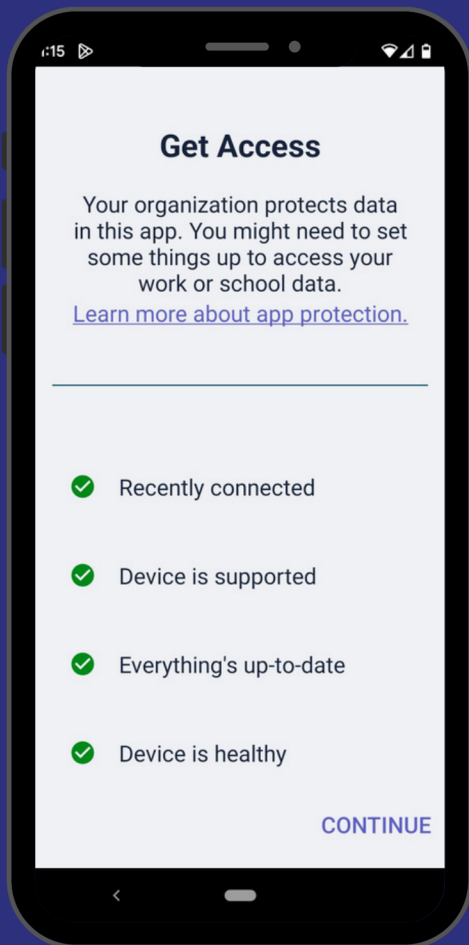
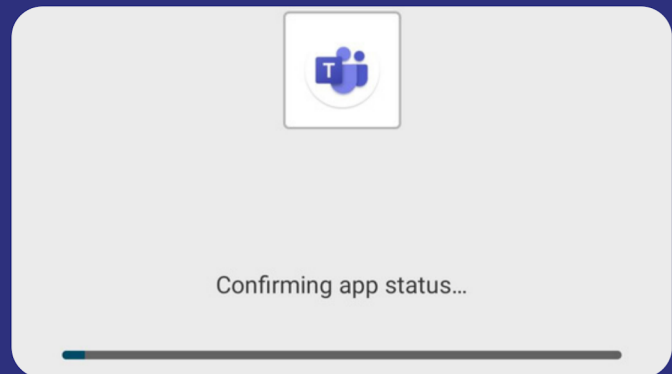
Install





# Teams Step 4

**Re-open** Teams and wait while it confirms app status



Once you have all four checks ticked tap **continue**

# Teams

## Step 5

You now have access to Teams on your mobile phone!

Tap the circular icon in the top-left containing your initials or profile picture to adjust **notifications** and **app settings**

Use the navigation bar at the bottom to get to your **Teams, Chats & Pulse**

